

# Truflo® — MF-1000

## In-Line Magnetic Flow Meter

**ICON**™  
PROCESS CONTROLS

Corrosion-Free  
Instrumentation Equipment™




*truflo*®

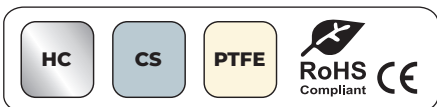
# Truflo® — MF-1000

## In-Line Magnetic Flow Meter

- ✔ Full Port | No Pressure Drop
- ✔ No Moving Parts | No Clog Design
- ✔ Integral Display | Flow | Total | All-in-One



- ✔ Carbon Steel Body
- ✔ PTFE Teflon® Liner
- ✔ Hastelloy C Electrode



### Features

- ✔ High Accuracy:  $\pm 0.5\%$  F.S.
- ✔ 4-20mA | Frequency Pulse | RS-485 | HART
- ✔ Standard PTFE Teflon® Liner
- ✔ Excellent Chemical Resistance
- ✔ NEMA 4X | IP 68 Protection

### Unmatched Precision and Durability: Discover the Truflo® MF-1000 Magnetic Flow Meter for All Your Challenging Applications

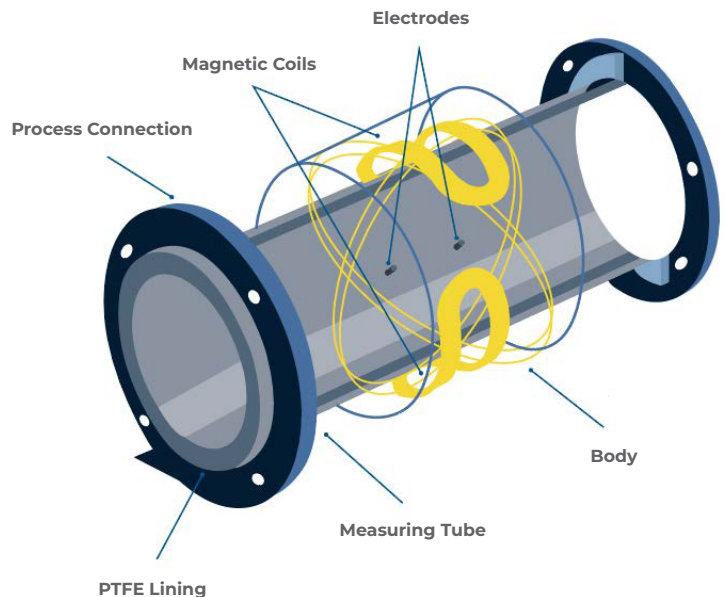
The Truflo® MF-1000 Series Flanged Magnetic Flow Meters provide long-lasting, reliable performance in even the most challenging applications. The MF-1000 is a microprocessor-based flow transmitter that has been engineered for high performance, easy installation, commissioning and maintenance.

The MF-1000 is truly robust, cost-effective and suitable for all-round applications and has a measuring accuracy of  $\pm 0.5\%$  of the flow rate.

The Truflo® MF-1000 Series comes standard with a PTFE Teflon® liner, Carbon Steel body and Hastelloy C Electrodes. However, a variety of materials are available to ensure the flow meter is chemically compatible with your application.

### Magnetic Flow Meter Structure

#### Working Principle Based on Faraday's Law of Electromagnetic Induction



### Technical Specifications

Flow Direction	Positive   Negative   Net Flow
Range Ratio	20:1
Repeatability	±0.1%
Accuracy	±0.5%
Signal Output	4-20mA   Frequency Pulse   RS-485   HART
Protection Class	IP 68
Power Supply	24 VDC   120 VAC   Battery
Certification	ATEX Rated

### Flow Rates

Size (inch)	DN (mm)	Velocity (ft/s)		
		V = 1.640	V = 16.404	V = 32.808
		Flow Rate (GPM)		
		(Min.)	(Calibrated)	(Max.)
½"	15	1.400	14.005	28.011
¾"	20	2.489	24.898	49.796
1"	25	3.889	38.899	77.798
1 ¼"	32	6.373	63.731	127.463
1 ½"	40	9.959	99.592	199.185
2"	50	15.561	155.619	311.238
2 ½"	65	26.307	263.071	526.142
3"	80	39.845	398.459	796.919
4"	100	62.234	622.345	1244.690
5"	125	97.259	972.593	1945.186
6"	150	140.055	1400.552	2801.104
8"	200	248.982	2489.821	4979.643
10"	250	388.993	3889.933	7779.866
12"	300	560.264	5602.648	11205.297
14"	350	762.796	7627.968	15255.936
16"	400	995.928	9959.286	19918.572
18"	450	1260.540	12605.409	25210.819
20"	500	1556.193	15561.935	31123.870

# Truflo® — MF-1000

## In-Line Magnetic Flow Meter

### Model Selection

Contact Factory for Alternative Lining Materials:  
PFA | PUR(Polyurethane) | Neoprene | FEP Teflon®



MF1000 — In-Line Mag Meter	
Size	Part Number
½"	MF1000B-15-X-X-X-X-X-X
¾"	MF1000B-20-X-X-X-X-X-X
1"	MF1000B-25-X-X-X-X-X-X
1½"	MF1000B-40-X-X-X-X-X-X
2"	MF1000B-50-X-X-X-X-X-X
3"	MF1000B-80-X-X-X-X-X-X
4"	MF1000B-100-X-X-X-X-X-X
6"	MF1000B-150-X-X-X-X-X-X

MF1000 — In-Line Mag Meter	
Size	Part Number
8"	MF1000B-200-X-X-X-X-X-X
10"	MF1000B-250-X-X-X-X-X-X
12"	MF1000B-300-X-X-X-X-X-X
14"	MF1000B-350-X-X-X-X-X-X
16"	MF1000B-400-X-X-X-X-X-X
18"	MF1000B-450-X-X-X-X-X-X
20"	MF1000B-500-X-X-X-X-X-X

MF1000B-15-A-A-A-A-A-A (MF1000Bxi-15-A-A-A-A-A-B)  
xi = Explosion Proof ▶ Consult Factory for Pricing

#### Electrode Type

- A: Hastelloy Hc
- B: Hastelloy Hb
- C: Tantalum
- D: Titanium
- E: 316 SS
- F: Tungsten Carbide

#### Inner Lining Material

- A: PTFE Teflon®
- B: Neoprene
- C: Polyurethane
- D: FEP Teflon®

#### External Flange & Housing Material

- A: Carbon Steel
- B: Stainless Steel

#### Rating Pressure Level

- A: 4.0 MPa

#### Convertor

- A: Integrate Type
- B: Remote

#### Voltage Supply

- A: 24VDC
- B: Battery
- C: 120VAC

