

Truflo® — PPT Series

Digital LED Pressure Transmitter | Switch

ICON™ Corrosion-Free
PROCESS CONTROLS Instrumentation Equipment™



truflo®

The Industry's Most Accurate & Reliable Pressure Transmitter Switch.


Truflo® — PPT Series

Digital LED Pressure Transmitter | Switch



- ✓ Highest Accuracy in the Industry | $\pm 1\%$
- ✓ LED Changes from Green to Red
- ✓ 330° Rotating Head | Tri-Display

- ✓ PP | PVDF | 316 SS
- ✓ IP67 | NEMA 4X
- ✓ Ceramic Sensing Diaphragm
- ✓ 4-20mA + 2 Relay Outputs (5 amp)
- ✓ Psi | Bar | KPa | Kg/cm²
- ✓ LED Changes from Green to Red in Upset Condition



Protect Your Equipment

The Truflo[®] PPT Series is the Industry's most accurate and reliable Pressure Transmitter and Switch. The PPT Series is truly unique when it comes to pressure measurement in corrosive environments.

PPT Pressure Transmitters are a one-piece design and come equipped with a bright LED display that will change from green to red in any upset condition.

The PPT is equipped with a 4-20mA output + 2 (5 amp) Relays. This feature is excellent for pump protection to prevent pumps from running dry.

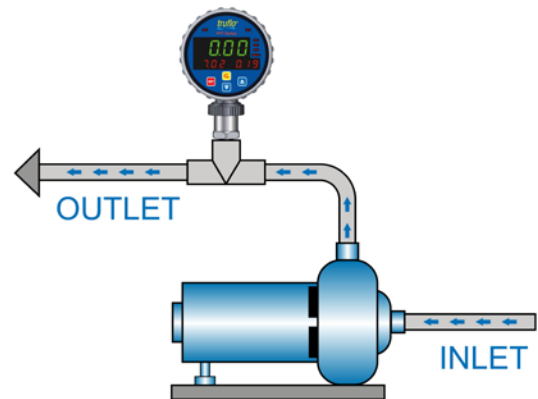
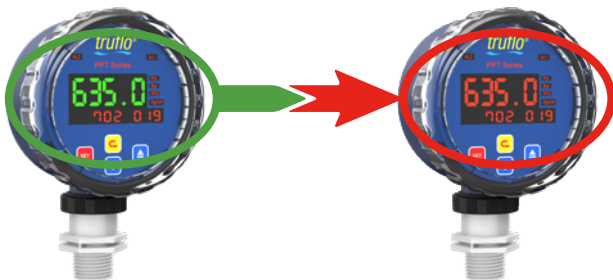
The PPT Series is available in PP, PVDF & 316 SS and equipped with either a ceramic or stainless steel sensing diaphragm.

The NEMA 4X enclosure and polycarbonate faceplate gives the PPT a rugged, industrial design that allows it to stand up to the industry's most corrosive environments.

LED Upset Condition Change

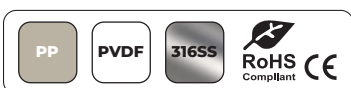
Green
Within Parameters

Red
Upset Condition



Example

- ✓ Prevent Pumps from Running Dry
- ✓ Notification for Filter | Strainer Change-Out
- ✓ Output to Alarm | Shut Off Pump



Technical Specifications

Sensor Diaphragm	Ceramic (AL ₂ O ₃ 96%) SS316L
Measured Fluids	H ₂ O Liquid Chemicals Gases
Storage Temperature	-4 to 176°F -20 to 80°C
Accuracy	Normal Type : ± 1.0% F.S. Precision Type: ± 0.25% F.S.
Operating Voltage	10-30VDC
Current Consumption	60mA max.
Pressure Unit	Psi Bar KPa Kg/cm ²
Display	0-9999 Green Red
Transmitter Output	4-20mA 0-10V*
Relay Outputs	2 X (5A) Relays or 2 PNP 2 NPN
Current Output	150mA Max.
Communication	Modbus RTU ASCII
Thermal Drift	Ceramic : ± 0.1% FS/°C SS316L : ± 0.05% FS/°C
Materials	PP PVDF SS316L
Process Connection	¼" - ½" MNPT ½" FNPT
Operating Temperature	-40 to 120°C
Maximum Pressure @ Ambient Temperature	PP: 150Psi PVDF: 215Psi SS316L: 8700Psi
Protection Class	IP67 NEMA 4X
Approval	cCSAus cULus CE RoHS

Model Selection

PPT — Tri-Display Pressure Meter

Size	Part Number	Material
½" MNPT	PPT-X-PP-M-X	PP
½" MNPT	PPT-X-PF-M-X	PVDF
¾" MNPT	PPT-X-SS-M-X	316SS
½" FNPT	PPT-X-PP-F-X	PP
½" FNPT	PPT-X-PF-F-X	PVDF

X = Pressure Range

C1 ▶ -14.5 - 14.5 Psi

10 ▶ 0.0 - 145.0 Psi

C10 ▶ -14.5 - 145.0 Psi

100 ▶ 0.0 - 1450.0 Psi (SS Only)

2x 5A Relays (std) — Add suffix "-P" for PNP, "-N" for NPN



Installation Instructions

Do not tighten by grasping the case of the transmitter as this may cause damage. Always pressure test connections for leaks with water prior to use on chemical service. The user shall ensure that the correct transmitter pressure range and the correct materials of construction are selected.



Personal Protective Equipment (PPE)

Always utilize the most appropriate PPE during installation and service of Truflo products.



Pressurized System Warning

Sensor may be under pressure. Take caution to vent system prior to installation or removal. Failure to do so may result in equipment damage and serious injury.

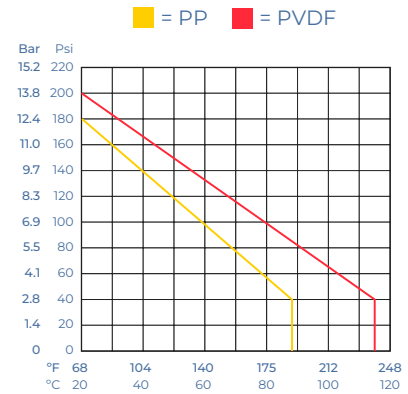
Truflo® — PPT Series

Digital LED Pressure Transmitter | Switch

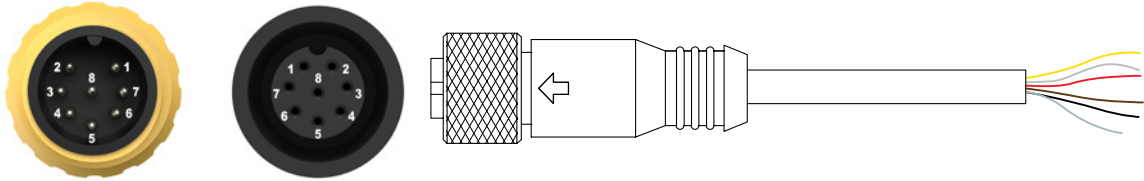


Temperature | Pressure Graphs | Non-Shock

Note: The Pressure/Temperature graphs are specifically for the Truflo® PPT Pressure Transmitter. During system design the specifications of all components must be considered.



Wiring Diagram



PNP NPN Output		Relay Output		PNP NPN Output RS485		PNP NPN Output 4-20mA 0-10V		Relay Output 4-20mA 0-10V	
Color	Description	Color	Description	Color	Description	Color	Description	Color	Description
Brown	+ 10-30 VDC	Brown	+ 10-30 VDC	Brown	+ 10-30 VDC	Brown	+ 10-30 VDC	Brown	+ 10-30 VDC
White	PNP or NPN	Black	R1	White	PNP or NPN	White	PNP or NPN	Black	R1
Blue	- VDC	Blue	- VDC	Blue	- VDC	Blue	- VDC	Blue	- VDC -mA
Black	PNP or NPN	White	R2	Black	PNP or NPN	Black	PNP or NPN	White	R2
		Gray	Relay Com	Gray	RS-	Gray	0V	Gray	Relay Com
				Yellow	RS+	Yellow	+mA or +V	Yellow	+mA or V

Dimensions (mm)

